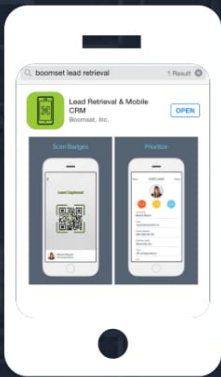




HOW TO USE BOOMSET'S LEAD RETRIEVAL APP

DOWNLOAD



HAVE AN IPHONE?



HAVE AN ANDROID DEVICE?



SEARCH & TYPE "BOOMSET LEAD RETRIEVAL"

DOWNLOAD !!

SIGN IN

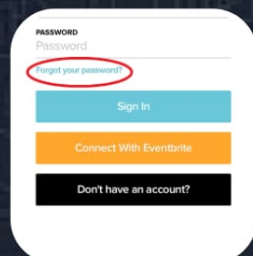


Have an existing username & password? Select [Sign In](#).

Select [Create Account](#) to create a new username & password.

ALL LETTERS ARE CASE SENSITIVE

FORGOT YOUR PASSWORD



Click "Sign In", then go to "Forgot Your Password." Your password will then be emailed to you.

PROCESS PAYMENT

To use Boomset you must purchase the licensee from the DeveloperWeek New York Team.

You do this by:
1) Completing the payment details from in the Exhibitor Kit on page 11. The cost is \$175.

2) Send the completed payment details form to saxony@devnetwork.com

3) You must also include the email address you used to create an account. She will add you on the back-end as a user.

**You will not see the event listed in your account until 5 days out from the event. You will also not be able to search for the event until 5 days out.*

FIND THE EVENT

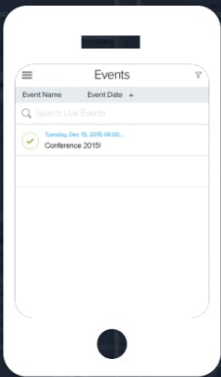
SEARCH FOR THE NAME OF YOUR EVENT.

Search for: DeveloperWeek New York 2017 Conference & Expo



HOW TO USE BOOMSET'S LEAD RETRIEVAL APP

HELP?



Email

Saxony@devnetwork.com
for help with any of the
steps.

SCAN

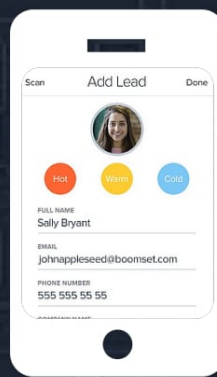


Select the blue button
near the bottom center
of the screen to start
scanning.

Hold your device a few
inches away from the
badge and focus the
camera on the QR code.



REVIEW LEAD

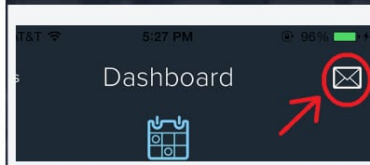
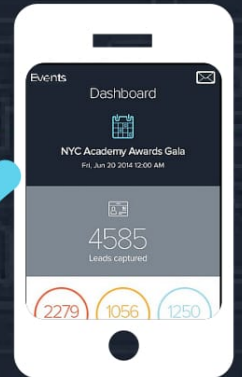


When scanned, the
attendee's contact card
appears. You can edit
info, write notes & rate
the attendee hot, warm
& cold.

WHAT IS
FREQUENTLY
PROVIDED?
NAME, COMPANY,
EMAIL &
PHONE NUMBER.

NOTE:
Information provided
by the event organizer
is the ONLY
INFORMATION that
shows on the attendee's
contact card.

RECEIVE LEADS



SELECT THE MAIL
ICON IN THE UPPER
RIGHT HAND
CORNER TO RECEIVE
ALL LEADS
VIA EMAIL.

THANK YOU
FOR USING BOOMSET'S
LEAD RETRIEVAL APP !